

# Ultrasonic Liposuction Equipment A826



User Manual

## **SUMMARIZE**

Cellulite is one of medicinal social problems in the developed countries. In china, there exist about 0.5 billion persons potential on body slimming. Who consumed on it 6 to 10 billion RMB yuan. One third people in Beijing, Shanghai, Guangzhou died of the heart and blood vessel diseases, which is much more than natural aged death. Basis on it, all kinds of slimming ways in the market, slimming brands quickly popular. But many unscientific, immature thoughts and technics make most of people's weight reduction, then turn fat, again and again, as well as unreasonable equipments make people's bodies serious damage.

## **WHAT DOES THE OBESITY MEAN?**

The obesity means a certain extent overweight and fatness layer over depth, it is fatness in the body, especial is caused by the triglyceride accumulation too much. The obesity can be divided into two, Single Obesity and Secondary Obesity. Normal we see the former. Single Obesity occupies 99% in the obesity, we cannot find what causes the single obesity. In medicine, it is also named Primary Obesity. It maybe relevant to Descendibility, foods, sporting habits. So called S Secondary Obesity, that is caused by some healthy problems, that is to say, we can source the reasons of Secondary Obesity. It occupies 1% in the obesity, can be classified into Hypothalamus Obesity, Pituitary Obesity, Hypothyroidism Obesity, Cushing's Syndrome Obesity, Gonad Functional Retardation Obesity etc, separately caused by the thalamencephalon, pituitary, hypothyroid and gonad diseases. Among them. Mostly Cushing's Syndrome Obesity, Hypothyroidism Obesity happen to the adults, Hypothalamus Obesity always to the children, which is caused by the craniopharyngioma

## **WORK THEORY**

The equipment takes the strong ultrasonic heads to release 40,000Hz powerful ultrasonic, speedy vibrates fattiness cells, produces countless vacuum air pocket in and out of cells, mightily impacts the fatty cells, makes the cell membrane produce the inner cracking, so as to dissolve the triglyceride to be the glycerin and free fatty acid, then under the power of RF wave with 0.5MHZ, to exhaust them out through the liver sausage circulation, at last, uses the dynamical red photon and the oriented electrode to do skin tightening, gets the body slimming and beauty effects.

## **FUNCTION AND THERAPEUTIC THEORY**

### **1. Mightily cracking the cellulite, remove the fatness.**

It uses the strong ultrasonic head to shoot 40,000Hz ultrasonic, after entering the body, will make the fatty cells produce mighty cracking effect and fatty cells friction, effectively exhaust the heat energy, exhaust cells water, let fatty cells shrinking. Moreover, when the ultrasonic vibrates, there will bring mighty impaction among cells, fatty cells will be less, so get effect of fatness removal.

### **2. Dissolve the fatness, do lymph drainage, skin tightening, enhance skin elasticity.**

It takes the most advanced RF technique and energy, directly penetrate into deep-seated cellulite. With targeted oriented RF output, it makes the fatty cells in quick active state, produces heat friction, higher the partial temperature. Through the sweat gland, liver sausage circulation and lymph, exhaust the redundant fatness and toxins out of the body, so get the effect of cellulite dissolving.

### **3. Improve the orange tissues, slim and sculpture the body contour.**

Through the electrode energy of the equipment, it produces biology waves to stimulate the body relevant points. With different frequencies and pulses, under many physics electron reciprocity, stimulate the fatness, let the body exercise, so exhaust the heat energy and fatness again, get the effect of sculpturing the body.

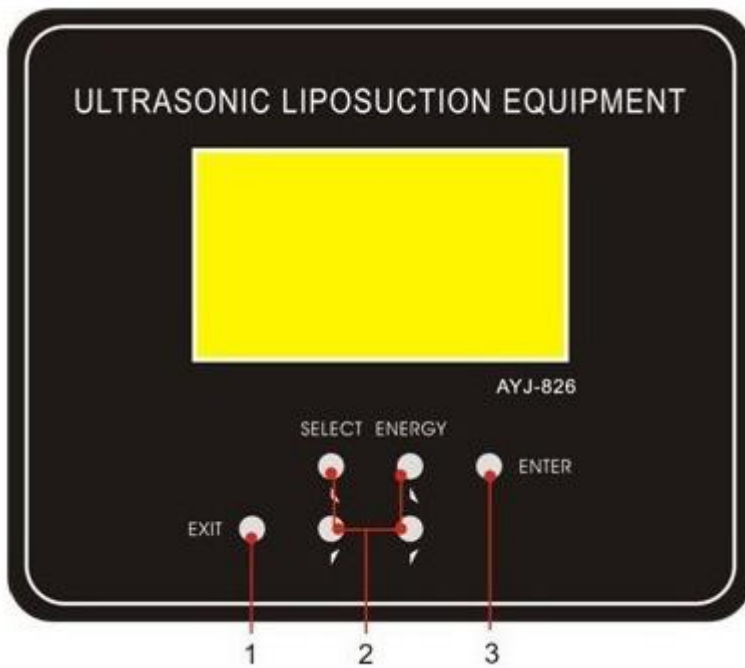
## **TECHNICAL ADVANTAGES**

1. Adopt the top ultrasonic liposuction technique in the world.
2. Suitable for all kinds of skin.
3. Comfortable, painless, woundless during the treatment.
4. Easy operation, easy study.
5. Non- exhaustion, low cost investment and quick high returns.

## **FEATURES**

1. Free operation, . non-anesthetic.
2. No ruggedness.
3. No bleeding, humidness and bruise.
4. No side effects, good effects, no rebounding phenomenon.
5. Woundless, will not influence the normal working and living.

## SKETCH of the CONTROL PANEL



1—EXIT, to reverse the original state.

2—SELECT, Upper and lower buttons, to adjust different modes .

ENERGY , Upper and lower buttons, to adjust intensities etc.

3—ENTER, to make sure and enter the next menu.

**DIAGRAM of the ACCESSORIES**



Ultrasonic head



RF head



Oriented cellulite cracking  
head with color spectrum



Face Nutrition Input Probe

## **PACKING LIST**

<b>Description</b>	<b>Qty</b>
<b>Strong ultrasonic head</b>	<b>1pc</b>
<b>RF head</b>	<b>1pc</b>
<b>Oriented cellulite cracking head with color spectrum</b>	<b>6pcs</b>
<b>Face Nutrition Input Probe</b>	<b>1pc</b>
<b>Connective wire</b>	<b>6pcs</b>
<b>Bandage</b>	<b>6pcs</b>
<b>Power supply wire</b>	<b>1pc</b>
<b>User manual</b>	<b>1pc</b>

## **SPECIFICATION**

**Voltage: 110/220V**

**Power:110W**

**G.W./N.W.: 14/11KGS**

## **COURSE OF CELLULITE CRACKING**

1. **Ultrasonic liposuction:** Through the strong ultrasonic, direct into the fatty layer, speedily vibrate deep-seated cellulite, produce numberless vacuum air packets, mightily strike the fatty cells, let them produce inner cracking, and dissolve to be the free fatty acid.
2. **RF dissolves the fatness:** Through high-effect RF energy, repromote the fatness dissolving, promote the body metabolism. Through liver sausage circulation exhaust the dissolved fatty acid out of lymph acid.
3. **Oriented liposuction:** After dissolving the fatness, use the oriented cellulite cracking head with color spectrum, to stimulate the relevants of the body, re-exhaust the heat energy and fatness.

## **OPERATION STEPS**

### **A. Ultrasonic Liposuction**

1. Plug in the power supply. Switch on the power.
2. Apply relevant slimming or skin care products. Cream or frost products are suggested.
3. LCD light on, click Enter to enter the next step.
4. After entering the Main Menu, click UP or DOWN buttons to choose the function. The first step is Ultrasonic Liposuction, click Enter to make sure.
5. Ultrasonic Liposuction: Click the SELECT to located the time, the click ENERGY UP or ENERGY DOWN to adjust the working time. 5 to 8 minutes are suggested treatment time. Then click SELECT UP or SELECT DOWN button to adjust the working mode,2 wave types: Continuous wave and discontinuous wave. Continuous wave can penetrate the low-layer skin, discontinuous wave can penetrate deep-seated skin. Please choose the proper wave type and adjust the intensity according the customer's status. After adjustment, click ENTER to make sure, LCD will show 'Working', that means the machine starts working.
6. Do circling gesture, from both sides of the waist, pull to the middle.
7. Finish operation, then click ENTER to pause working, click EXIT to go back the Main Menu.

## **B. RF Dissolving Fat**

8. The second step: **RF dissolving fat**. Click SELECT UP or SELECT DOWN button to adjust the working mode, click the SELECT to located the time ,the click ENERGY UP or ENERGY DOWN to adjust the working time.15 to 20 minutes about are suggested treatment time. Please adjust the intensity from low to high, according to the customer's status. After parameters adjustment, please click ENTER to make sure, then LCD will show ' Working', that means the machine is in working.
9. Finish operation, click ENTER to pause working, click EXIT to return the Main Menu.

## **C. Oriented Liposuction**

10. Place the oriented cellulite cracking heads with color spectrum, please bandage them up the fixed treated part.
11. The third step: **Oriented liposuction**, Click SELECT UP or SELECT DOWN button to adjust the working mode, click the SELECT to located the time ,the click ENERGY UP or ENERGY DOWN to adjust the working time. 20 minutes are suggested treatment time. On the working modes, A is to clear the intestines, B aims at dropsy-type fatness, C aims at Muscle obesity. Please adjust the intensity from low to high according to the customer's status, and set the spectrum intensity maximum. After parameters adjustment, click ENTER to make sure, LCD will show 'Working', that means the machine start working.
12. Finish operation, click ENTER to pause working, click EXIT to return the Main Menu.

## D. Face Nutrition Input

13. The fourth step for face: Take off the ultrasonic head and replace it with nutrition input probe. Click the SELECT to located the time, the click ENERGY UP or ENERGY DOWN to adjust the working time. 5 minutes for half face is suggested. Then click SELECT UP or SELECT DOWN button to adjust the working mode, Please note, The face skin is thinner and tender then body skin, so we need to choose the lowest intensity for this treatment .

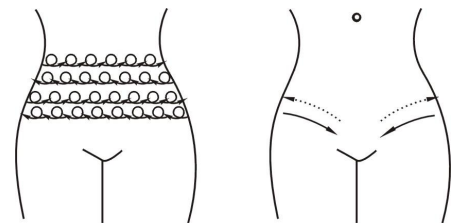
14. After finish all operations, please switch off the power, clean and disinfect all accessories, place them into original places well.

### Gesture suggestion

On the belly

1. Take the Strong ultrasonic head, do circling gesture, from both sides of the waist, pull to the middle. Refer

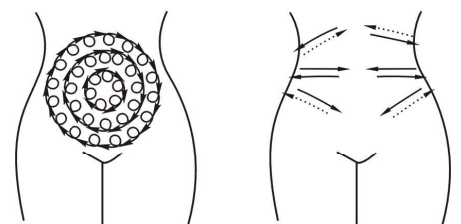
Pic A



A

B

2. Gesture 1: Take the RF head, with circle gesture between the chests and slanting pull at the groin, to open the points. Refer Pic B

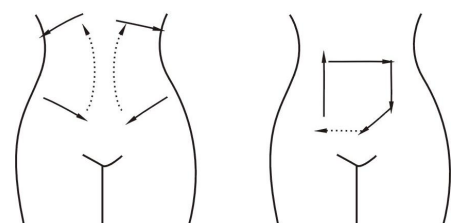


C

D

3. Gesture 2, To navel as the center, from outer to inner, to do small circles to dissolve redundant fatness. Refer

Pic C



E

F

4. Gesture 3, Slanting pull the fatness between both sides of the waist, lastly pull to the groin, make the fatty acid exhausted with lymph drainage. Refer Pic D

5. Gesture 4, Slanting pull the fatness under the ribs to the groin, then return it under the ribs, repeat it some times. Refer Pic E

6. Gesture 5, Following the Ascending colon, Transverse colon, Descending colon, Recta anus, massage and promote the intestines peristalsis, evacuate the bowels.

Refer Pic F

**P.S.:** the real lines ask the gesture with soft power, but the broken lines ask the gesture with out power. On the legs and arms, mostly suggest to do circling or slant pulling gesture, to pull the obesity to the lymph place.

## **SUGGESTION TREATMENT AREA**



## **ADVERTION & CAUTION**

1. Who with serious diseases, like heart diseases, gastric ulcer, serious tummy bug, duodenum ulcer, hypertension, diabetes, please don't take the treatment.
2. Pregnant women, women during lactation, whos belly is operated not over three months, who in menses, please don't take the treatment.
3. Avoid foods with high protein, high fatness, high energy, please eat foods with light, not greasy or strongly flavored.
4. If who is having some sliming medicines, please stop it and do the treatment after one to two months. If not, we have to suggest to prolong the period of treatment.
5. Be sure not to use the machine with limos is. once eating foods, suggestion is to take the slimming treatment after one hour.
6. During treatment, please avoid leaking the essence oil to the control panel, it maybe induce the panel broken.